


2V TUBULAR GEL SERIES VRLA BATTERY

The OPzV series adopts an Immobilized Gel and Tubular Positive Plate technology. It offers high reliability and stable performance. By using die-casted positive grid and patented active material formula, it exceeds the DIN standard values and offer 20+ years design life in float service. It is very suitable for cyclic use under extreme operating conditions. This series is recommended for telecom outdoor applications, renewable energy systems and other harsh environment applications.



SPECIFICATIONS

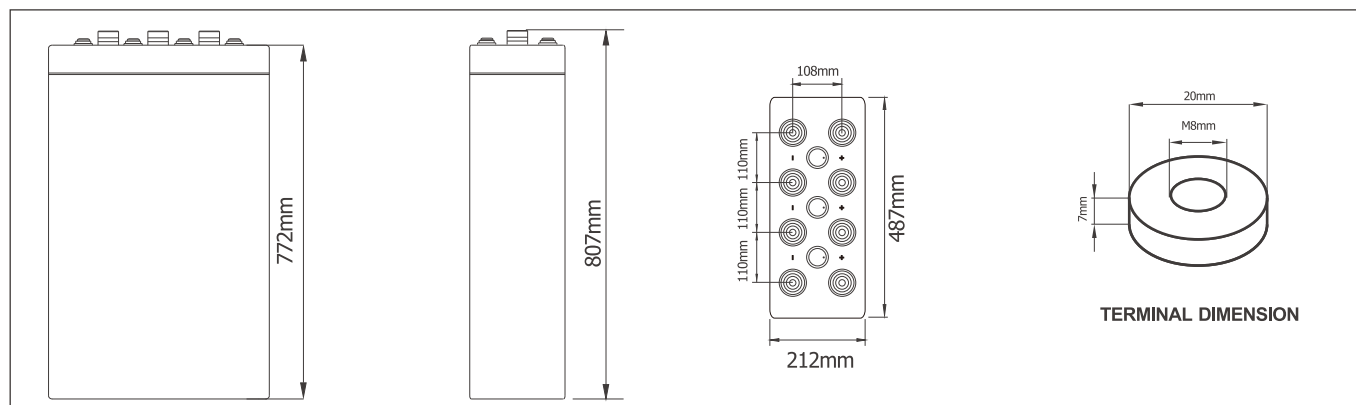
Nominal Voltage (V)	2
Designed Floating Life (20°C)	20+ Years
Nominal Capacity (20°C)	2500 Ah @ C ₁₀ (to 1.80Vpc)
Dimensions	L487mm × W212mm × H807mm
Approx. Weight	181 kg (399 lbs)
Terminal Type	Female Copper Insert M8 (torque:10~12N.m)
Internal Resistance	Approx. 0.3 mOhm (fully charged @ 25°C)
Max. Charge Current	500 A
Max. Discharge Current (5S)	4000 A
Short Circuit Current	10000 A
Self Discharge	Approx. 2% per month @ 20°C
Ambient Temperature	Discharge: -40~65°C Charge: -30~65°C Storage: -25~45°C
Float Charge Voltage	2.23V @25°C (-3mV / °C/ cell)
Equalize Charge Voltage	2.35V @25°C
Container Material	ABS(UL94-V0 optional)



Complied standards

- IEC 60896-21/22
- DIN40472
- IEC61427
- YD/T1360
- Eurobat guide, long life
- BS6290 part 4
- UL1989

DIMENSIONS



BATTERY DISCHARGE TABLE

Constant Current Discharge Characteristics: Amps (20°C)

F.V/Time	10m in	15m in	30m in	1h	2h	3h	5h	8h	10h
1.90V	885	860	804	679	584	490	363	259	214
1.87V	1206	1126	997	792	653	540	394	276	227
1.85V	1387	1271	1094	865	720	581	419	288	236
1.83V	1616	1415	1182	954	770	613	429	298	240
1.80V	1809	1641	1323	1051	811	644	437	301	250
1.75V	1918	1801	1552	1144	847	662	446	306	252
1.70V	2087	1978	1705	1208	880	674	453	311	257
1.65V	2437	2228	1858	1285	905	686	463	316	262
1.60V	2654	2445	1970	1326	924	698	473	322	267

Constant Power Discharge Characteristics: W/cell (20°C)

F.V/Time	10m in	15m in	30m in	1h	2h	3h	5h	8h	10h
1.90V	1709	1666	1566	1332	1154	976	726	522	433
1.87V	2285	2141	1911	1530	1277	1063	782	551	454
1.85V	2591	2384	2067	1651	1391	1132	824	572	468
1.83V	2984	2624	2209	1800	1470	1183	833	584	473
1.80V	3292	3000	2441	1960	1532	1227	841	586	477
1.75V	3434	3242	2823	2103	1578	1242	846	588	486
1.70V	3685	3512	3059	2193	1619	1252	852	592	492
1.65V	4227	3892	3282	2301	1646	1259	859	594	496
1.60V	4511	4185	3414	2333	1654	1263	868	599	500

PARAMETERS FOR SOLAR & WIND APPLICATIONS

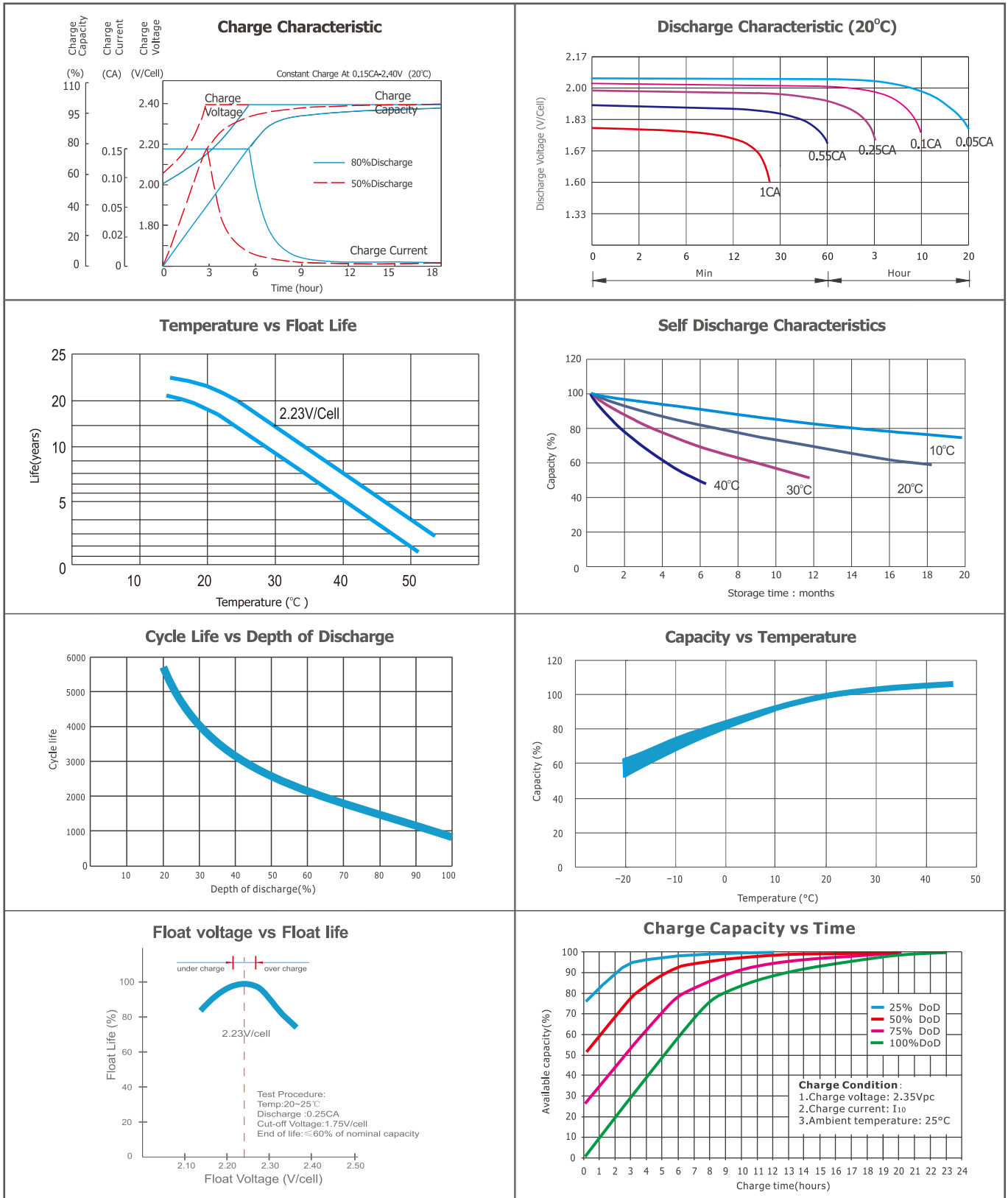
Long time discharge capacity for Solar & Wind applications

Capacity	C ₂₀ (Ah)	C ₂₄ (Ah)	C ₄₈ (Ah)	C ₇₂ (Ah)	C ₁₀₀ (Ah)	C ₁₂₀ (Ah)	C ₂₄₀ (Ah)
OPzV2-2500	2690	2720	3030	3120	3188	3160	3200
Final Voltage	1.85V						

Solar & Wind applications parameters settings

Over voltage disconnect:	2.45±0.01V/cell @ 25°C
Regulation/equalize voltage:	2.40±0.01V/cell @ 25°C
Array reconnection voltage:	2.25±0.005V/cell @ 25°C
Float voltage setting:	2.27±0.005V/cell @ 25°C
Low voltage alarm voltage:	1.95±0.005V/cell @ 25°C
Low voltage disconnect:	1.90±0.005V/cell @ 25°C
Load reconnect voltage:	2.09±0.01V/cell @ 25°C
Temp. compensate coefficient:	-3~-5mV/cell/°C

CHARACTERISTICS



FINAL VOLTAGE SETTINGS RECOMMENDED ACCORDING TO THE DISCHARGE CURRENT

Discharge Current I (A)	I < 0.05C	0.05C ≤ I < 0.08C	0.08C ≤ I < 0.2C	0.2C ≤ I < 0.6C	0.6C ≤ I < 1.0C	1C ≤ I ≤ 2C
Final of Voltage	≥1.90Vpc	≥1.85Vpc	≥1.80 Vpc	≥1.75 Vpc	≥1.7 Vpc	≥1.6 Vpc

CONTACT US:

Company: Zhejiang Chisen Battery Co., Ltd
 Address: Room 3305, Building 2, Wealth Financial Center, Shangcheng District, Hangzhou, Zhejiang
 Website: <https://www.chisen.cn>
 Email: sales@chisen.cn chisenbattery@gmail.com
 Facebook: <https://www.facebook.com/chisenbattery>
 LinkedIn: <https://linkedin.com/company/chisen>
 VK: <https://vk.com/chisenbattery>

Note: All above information shall be changed without prior notice, CHISEN reserves the right to explain and update the latest information.